

DTC**B2343****Position Initialization Incomplete****DESCRIPTION**

This DTC is output when the sliding roof drive gear (sliding roof ECU) has not been initialized.

DTC No.	DTC Detection Condition	Trouble Area
B2343	Sliding roof drive gear (sliding roof ECU) has not been initialized	<ul style="list-style-type: none"> Sliding roof drive gear sub-assembly (sliding roof ECU) Overhead junction block (sliding roof control switch) Wire harness

WIRING DIAGRAM

Refer to DTC B2341 (see page [RF-11](#)).

INSPECTION PROCEDURE**RF****1****INITIALIZE SLIDING ROOF DRIVE GEAR SUB-ASSEMBLY (SLIDING ROOF ECU)**

- (a) Check that the sliding roof drive gear can be initialized (see page [RF-4](#)).

OK:

Sliding roof drive gear can be initialized.

NG**Go to step 3****OK****2****CHECK SLIDING ROOF FUNCTION**

- (a) Check the auto operation with the SLIDE OPEN and TILT UP switch (see page [RF-9](#)).

OK:

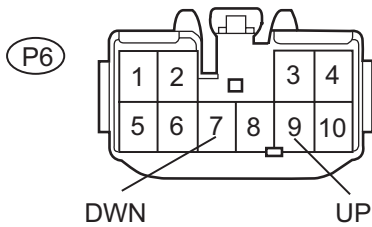
Auto operation operates normally with SLIDE OPEN and TILT UP switch.

NG**REPLACE SLIDING ROOF DRIVE GEAR SUB-ASSEMBLY (SLIDING ROOF ECU)****OK****END**

3 CHECK WIRE HARNESS (SLIDING ROOF DRIVE GEAR - OVERHEAD JUNCTION BLOCK)

Wire Harness Side

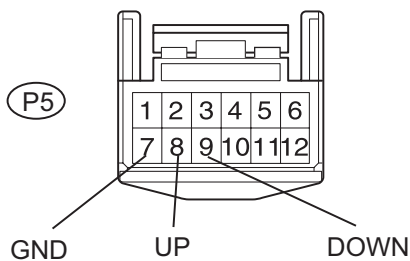
Sliding Roof Drive Gear



DWN

UP

Overhead Junction Block



GND

UP

DOWN

B130118E06

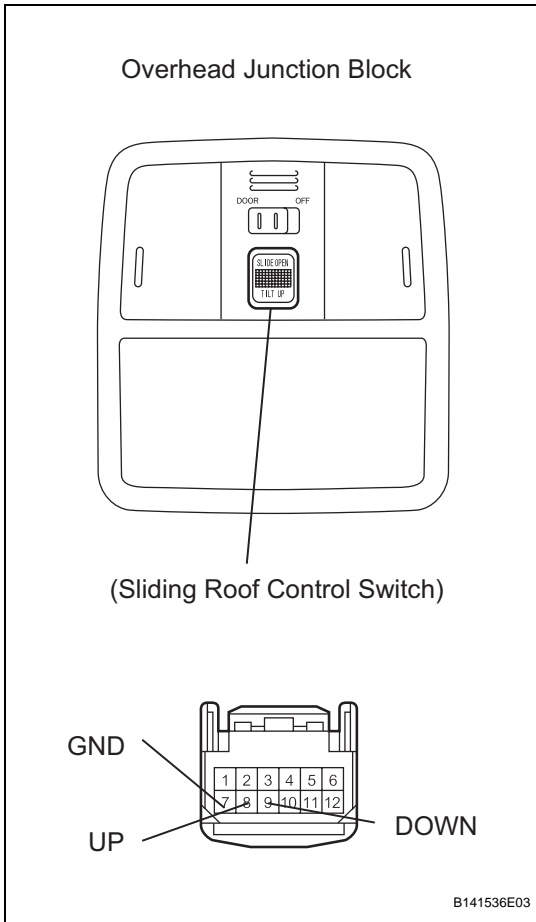
- Disconnect the P6 ECU connector.
- Disconnect the P5 junction block connector.
- Measure the resistance of the wire harness side connectors.

Standard resistance

Tester Connection	Specified Condition
P6-7 (DWN) - P5-9 (DOWN)	Below 1 Ω
P6-9 (UP) - P5-8 (UP)	Below 1 Ω
P5-7 (GND) - Body ground	Below 1 Ω
P5-9 (DOWN) - Body ground	10 k Ω or higher
P5-8 (UP) - Body ground	10 k Ω or higher

NG**REPAIR OR REPLACE HARNESS AND CONNECTOR****OK****RF**

4 INSPECT OVERHEAD JUNCTION BLOCK (SLIDING ROOF CONTROL SWITCH)



- (a) Remove the overhead junction block.
- (b) Measure the resistance of the switch.

Standard resistance

Tester Connection	Condition	Specified Condition
8 (UP) - 7 (GND)	TILT UP switch pushed	Below 1 Ω
8 (UP) - 7 (GND)	TILT UP switch not pushed	10 kΩ or higher
9 (DOWN) - 7 (GND)	SLIDE OPEN switch pushed	Below 1 Ω
9 (DOWN) - 7 (GND)	SLIDE OPEN switch not pushed	10 kΩ or higher

NG → **REPLACE OVERHEAD JUNCTION BLOCK (SLIDING ROOF CONTROL SWITCH)**

RF

OK

REPLACE SLIDING ROOF DRIVE GEAR SUB-ASSEMBLY (SLIDING ROOF ECU)